

Scaled data based on original data using
LM-79-08 Approved Method: Electrical and Photometric Measurements of Solid-
State Lighting Products

Test Report Prepared for
Cooper Lighting Solutions
(formerly Eaton)

Brand: McGRAW-EDISON

Report Number: P227199

Luminaire Tested: **ISW-AF-1200-LED-E1-SLL-7030**

Issue Date: 3/3/2020

Test Information

Test Method: LM-79-08
Report Number: P227199
TEST IS SCALED FROM IESNA LM-79-08 TEST DATA (P35948)
Test Lab: INNOVATION CENTER-P3
Issue Date: 3/3/2020
Manufacturer: COOPER LIGHTING SOLUTIONS (FORMERLY EATON)
Product Line: MCGRAW-EDISON
Catalog Number: ISW-AF-1200-LED-E1-SLL-7030
Description: IMPACT ELITE LED WEDGE LUMINAIRE
LIGHT SQUARE WITH ACCULED OPTICS-90° SPILL LIGHT ELIMINATOR LEFT
Light Source: (16) 3000K CCT, 70 CRI LEDs
Ballast/Driver: ELECTRONIC DRIVER

Summary

Lumens per Lamp: N/A
Luminaire Lumens: 5259.9 lumens
Efficiency: N/A
Efficacy: 79.7 lumens/watt
Luminous Opening: Rectangular (W 0.5' x L: 0.5' x H: 0')
IES Classification: Type IV - Short - Non-Cutoff
BUG Rating: B1 - U1 - G2

Input Watts (W): 66
Input Voltage (V): 120
Input Current (Ain): NR
Voltage Rise (V): NR
Power Factor: NR
Total Harmonic Distortion (THDi): NR
Frequency (hertz): 60
Stabilization Time: NR
Operation Time: NR
Ambient Temperature (°C): NR
Test Distance: 25 FT

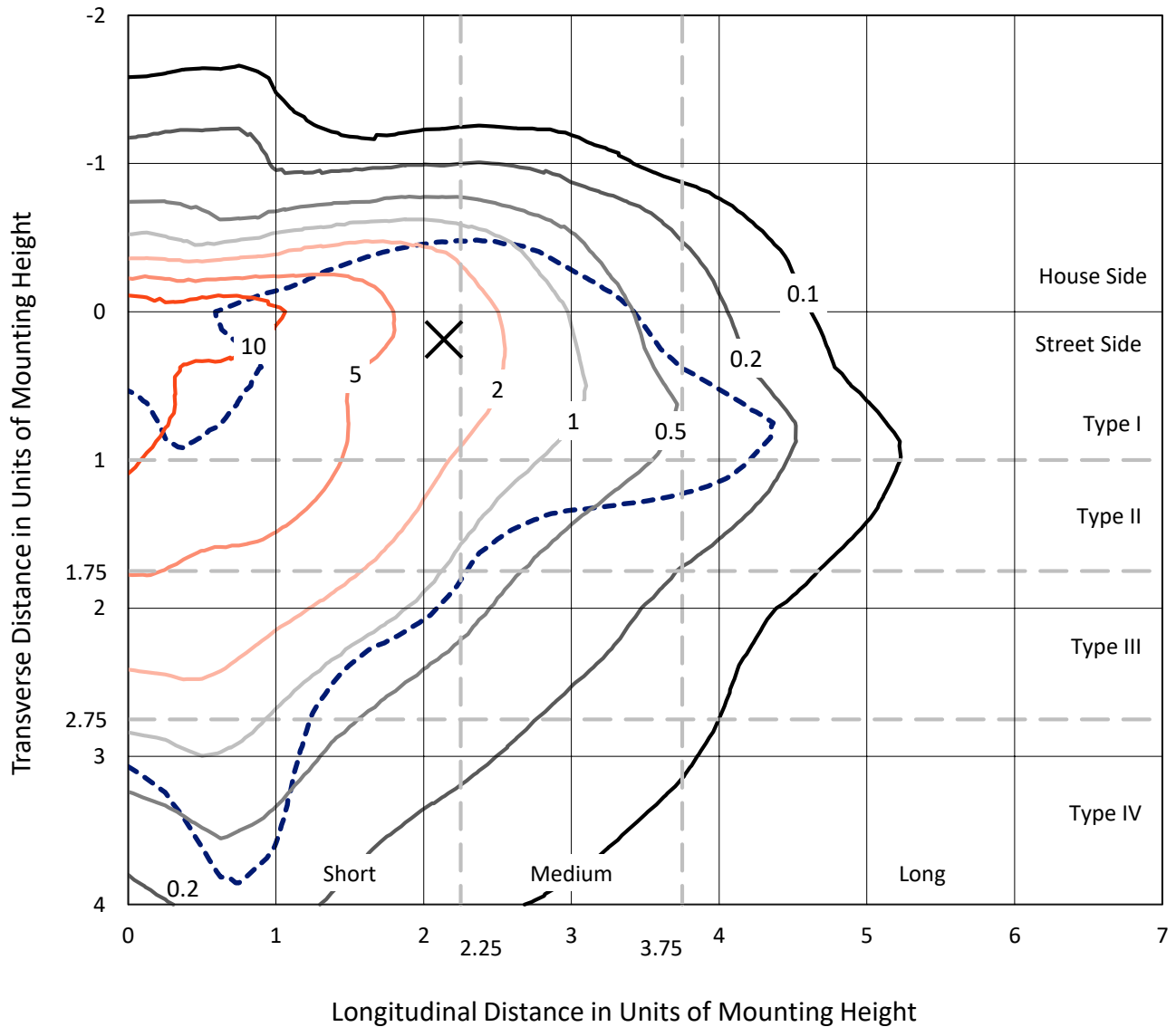


REPORT NUMBER: P227199

CATALOG NUMBER: ISW-AF-1200-LED-E1-SLL-7030

Iso-Footcandle Lines of Horizontal Illumination

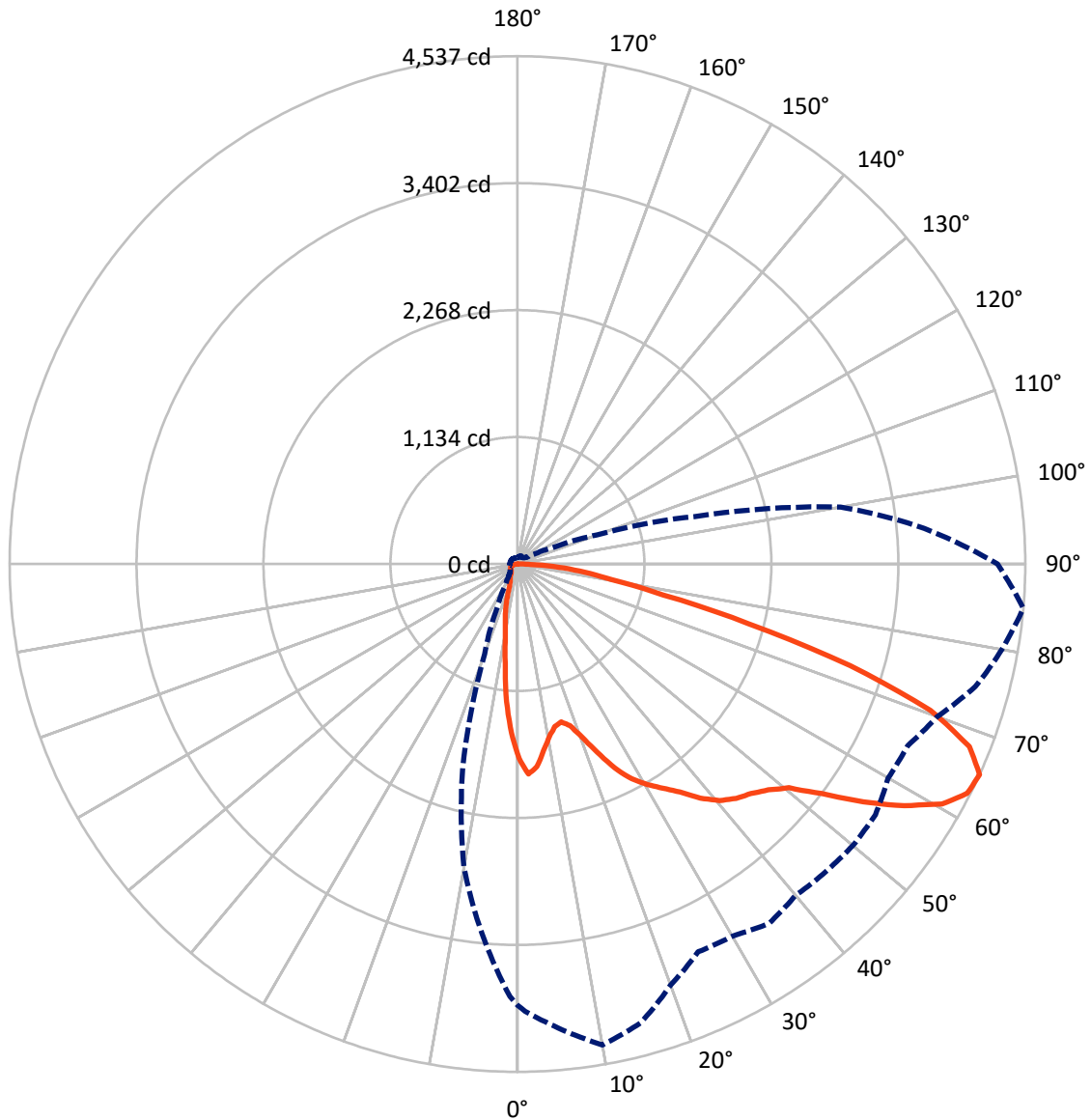
× Max cd
 - - - 1/2 Max cd



Based on 10 foot mounting height. Maximum calculated value = 19 fc
 Type IV - Short - Non-Cutoff

REPORT NUMBER: P227199
CATALOG NUMBER: ISW-AF-1200-LED-E1-SLL-7030

Luminous Intensity Polar Plot



— Vertical Plane Through 85-Deg Lateral - - - Horizontal Cone Through 65-Deg Vertical

REPORT NUMBER: P227199

CATALOG NUMBER: ISW-AF-1200-LED-E1-SLL-7030

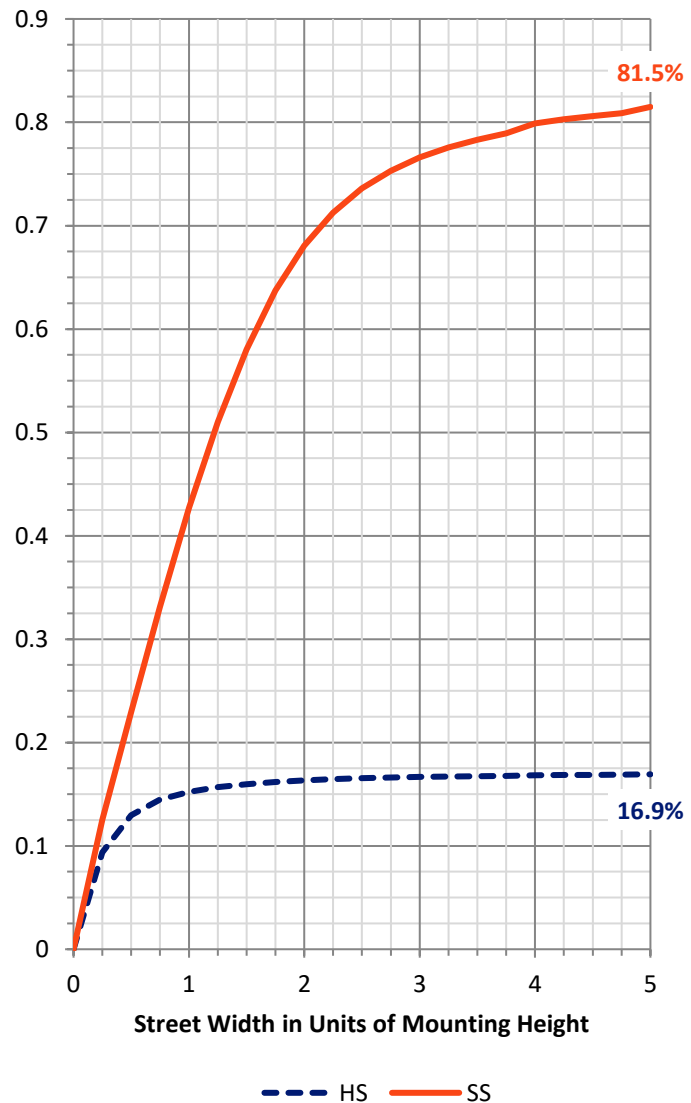
FLUX DISTRIBUTION:

		Downward	Upward	Total
House Side	Lumens	902.2	0.0	902.3
	% Fixture	17.2	0.0	17.2
Street Side	Lumens	4357.4	0.2	4357.6
	% Fixture	82.8	0.0	82.8
Total	Lumens	5259.6	0.2	5259.9
	% Fixture	100.0	0.0	100.0

Coefficient of Utilization

ZONAL LUMENS:

Zone	Lumens	% Fixture
0°-10°	128.7	2.4
10°-20°	247.7	4.7
20°-30°	353.2	6.7
30°-40°	512.4	9.7
40°-50°	733.0	13.9
50°-60°	1125.5	21.4
60°-70°	1302.7	24.8
70°-80°	664.6	12.6
80°-90°	191.8	3.6
90°-100°	0.2	0.0
100°-110°	0.0	0.0
110°-120°	0.0	0.0
120°-130°	0.0	0.0
130°-140°	0.0	0.0
140°-150°	0.0	0.0
150°-160°	0.0	0.0
160°-170°	0.0	0.0
170°-180°	0.0	0.0
0°-90°	5259.6	100.0
0°-180°	5259.9	100.0



REPORT NUMBER: P227199

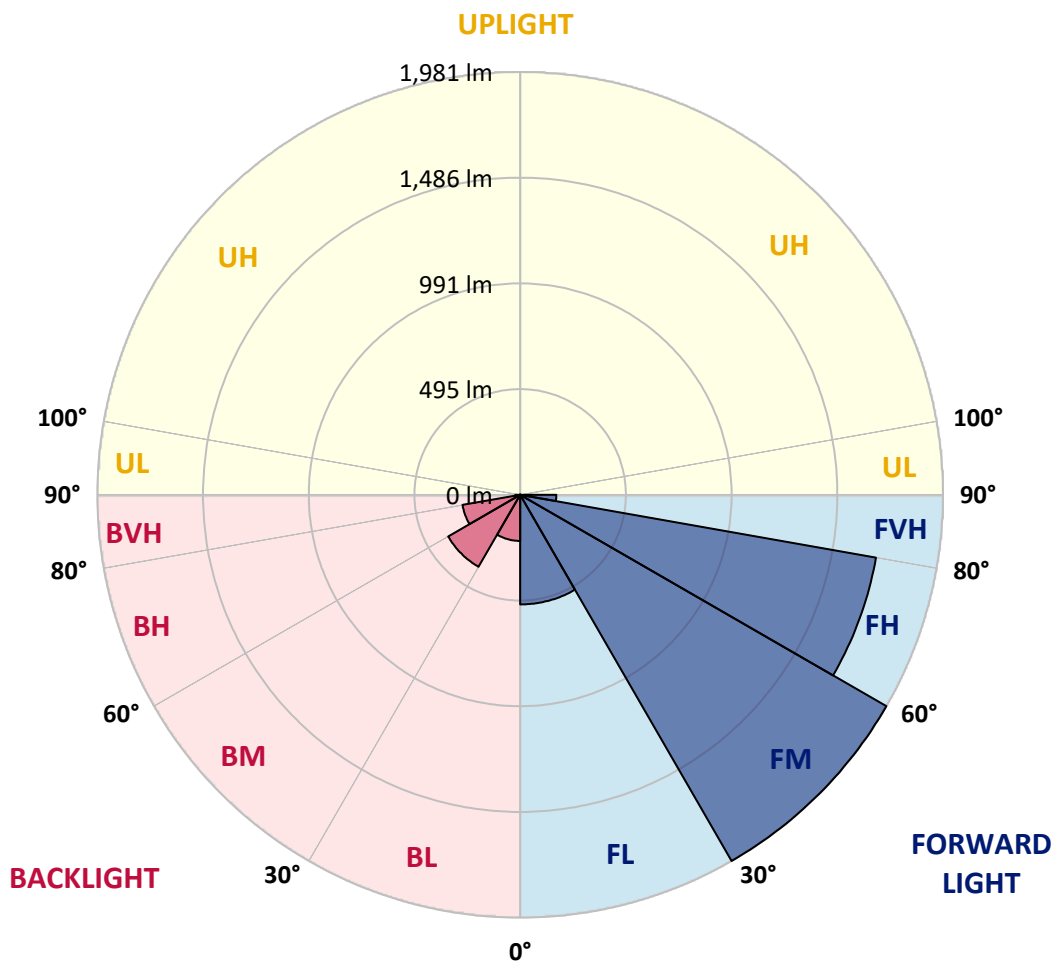
CATALOG NUMBER: ISW-AF-1200-LED-E1-SLL-7030

LUMINAIRE CLASSIFICATION SYSTEM LUMEN TABLE AND BUG RATING:

Zone		Lumens	% Fixture	Zone Rating/Lumen Limit		
				B	U	G
FL	(0°-30°)	513.7	9.8			
FM	(30°-60°)	1981.3	37.7			
FH	(60°-80°)	1692.9	32.2			G1/1800
FVH	(80°-90°)	169.5	3.2			G2/225
BL	(0°-30°)	216.0	4.1	B1/500		
BM	(30°-60°)	389.6	7.4	B1/1000		
BH	(60°-80°)	274.4	5.2	B1/500		G1/500
BVH	(80°-90°)	22.3	0.4			G1/100
UL	(90°-100°)	0.2	0.0		U1/10	
UH	(100°-180°)	0.0	0.0		U1/10	

BUG Rating: B1-U1-G2

Type IV Short





REPORT NUMBER: P227199

CATALOG NUMBER: ISW-AF-1200-LED-E1-SLL-7030

CANDELA DISTRIBUTION (FULL):

	0°	1°	5°	10°	15°	20°	25°	30°	35°	40°	45°
0°	1737.6	1737.6	1737.6	1737.6	1737.6	1737.6	1737.6	1737.6	1737.6	1737.6	1737.6
2.5°	1798.7	1800.5	1825.3	1849.2	1879.3	1874.9	1899.6	1918.2	1935.0	1937.7	1950.1
5°	1689.0	1706.7	1762.4	1810.2	1870.4	1917.3	1967.8	2007.6	2036.8	2064.3	2067.8
7.5°	1534.9	1548.2	1612.8	1688.1	1774.8	1836.8	1912.9	1979.3	2026.2	2070.5	2080.2
10°	1403.0	1415.4	1487.1	1584.5	1660.6	1741.2	1820.0	1874.0	1935.0	1973.1	1991.7
12.5°	1339.3	1354.4	1422.5	1511.0	1588.9	1666.8	1726.1	1773.1	1807.6	1814.7	1820.0
15°	1364.1	1372.1	1447.3	1526.1	1588.0	1627.0	1642.9	1671.3	1668.6	1682.8	1685.4
17.5°	1464.1	1460.6	1540.2	1595.1	1625.2	1620.8	1596.0	1581.0	1554.4	1546.4	1569.5
20°	1635.8	1648.2	1699.6	1733.2	1702.2	1630.5	1562.4	1515.5	1478.3	1465.9	1463.2
22.5°	1836.8	1852.7	1908.5	1890.8	1812.0	1681.0	1557.1	1481.8	1435.8	1422.5	1417.2
25°	2047.5	2058.1	2086.4	2026.2	1915.6	1745.6	1594.2	1488.9	1427.8	1408.4	1405.7
27.5°	2217.4	2228.0	2214.8	2145.7	1985.5	1818.2	1645.6	1520.8	1441.1	1421.6	1412.8
30°	2356.4	2361.7	2317.4	2231.6	2072.2	1898.8	1712.9	1576.5	1483.6	1439.3	1433.1
32.5°	2512.2	2508.7	2422.8	2304.2	2145.7	1971.3	1789.9	1639.4	1524.3	1470.3	1460.6
35°	2683.0	2652.1	2500.7	2375.9	2196.2	2027.1	1859.8	1705.8	1589.8	1518.1	1505.7
37.5°	2835.3	2803.4	2600.7	2432.5	2246.6	2070.5	1914.7	1791.6	1689.8	1624.3	1619.0
40°	2953.9	2915.0	2676.8	2470.6	2271.4	2102.3	1979.3	1899.6	1832.4	1779.2	1779.2
42.5°	3049.5	3007.0	2751.2	2514.8	2293.5	2151.0	2087.3	2059.9	2045.7	2016.5	2027.1
45°	3141.6	3098.2	2812.3	2543.2	2343.1	2245.7	2254.6	2278.5	2321.0	2304.2	2319.2
47.5°	3229.2	3186.7	2881.3	2588.3	2438.7	2415.7	2461.7	2557.3	2640.5	2706.1	2752.1
50°	3376.1	3325.7	3005.2	2721.1	2589.2	2600.7	2733.5	2921.2	3056.6	3116.8	3113.2
52.5°	3655.0	3583.3	3271.7	2969.0	2804.3	2868.0	3024.7	3261.1	3438.1	3485.0	3503.6
55°	3995.8	3939.1	3656.8	3297.4	3177.9	3200.0	3394.7	3662.1	3798.4	3847.1	3863.0
57.5°	4195.8	4180.8	4003.8	3648.8	3532.8	3524.0	3778.0	3996.7	4114.4	4160.4	4146.3
59°	4242.8	4247.2	4146.3	3897.5	3738.2	3718.7	3977.2	4179.9	4278.2	4292.3	4285.2
60°	4238.3	4263.1	4250.7	4033.8	3868.3	3843.5	4061.3	4254.3	4336.6	4358.7	4333.9
62.5°	4147.2	4189.6	4307.4	4284.4	4163.1	4036.5	4139.2	4279.0	4332.2	4310.9	4292.3
65°	3940.0	3995.8	4159.5	4363.1	4246.3	4002.0	3822.3	3838.2	3918.8	3865.7	3891.3
67.5°	3582.4	3646.1	3732.9	4195.0	4025.0	3615.2	3306.2	3154.8	3116.8	3168.1	3249.6
70°	2914.1	2955.7	3175.2	3828.5	3534.6	2971.6	2583.9	2382.1	2314.8	2433.4	2516.6
72.5°	2055.4	2117.4	2406.9	3168.1	2907.9	2380.3	1955.4	1769.5	1702.2	1707.5	1780.1
75°	1250.8	1334.9	1681.9	2505.1	2291.8	1823.5	1489.8	1356.1	1335.8	1324.3	1311.9
77.5°	825.0	856.9	1105.6	1728.8	1545.6	1296.8	1118.0	1172.9	1234.0	1247.2	1263.2
80°	559.4	569.2	717.0	1212.7	1018.0	957.8	903.8	1033.0	1149.0	1170.2	1158.7
82.5°	344.3	373.6	500.1	817.9	811.7	783.4	714.4	815.3	892.3	905.6	929.5
85°	119.5	124.8	307.2	722.3	825.0	833.9	588.7	464.7	522.3	512.5	368.2
87.5°	51.3	57.5	95.6	483.3	558.6	462.1	269.1	239.0	184.1	103.6	100.0
90°	3.5	3.5	2.7	4.4	13.3	8.9	8.0	2.7	0.0	0.0	0.0
92.5°	0.0	0.0	0.0	0.0	0.0	0.0	0.0	0.0	0.0	0.0	0.0
95°	0.0	0.0	0.0	0.0	0.0	0.0	0.0	0.0	0.0	0.0	0.0
97.5°	0.0	0.0	0.0	0.0	0.0	0.0	0.0	0.0	0.0	0.0	0.0
100°	0.0	0.0	0.0	0.0	0.0	0.0	0.0	0.0	0.0	0.0	0.0
102.5°	0.0	0.0	0.0	0.0	0.0	0.0	0.0	0.0	0.0	0.0	0.0
105°	0.0	0.0	0.0	0.0	0.0	0.0	0.0	0.0	0.0	0.0	0.0
107.5°	0.0	0.0	0.0	0.0	0.0	0.0	0.0	0.0	0.0	0.0	0.0



REPORT NUMBER: P227199

CATALOG NUMBER: ISW-AF-1200-LED-E1-SLL-7030

CANDELA DISTRIBUTION (continued):

	0°	1°	5°	10°	15°	20°	25°	30°	35°	40°	45°
110°	0.0	0.0	0.0	0.0	0.0	0.0	0.0	0.0	0.0	0.0	0.0
112.5°	0.0	0.0	0.0	0.0	0.0	0.0	0.0	0.0	0.0	0.0	0.0
115°	0.0	0.0	0.0	0.0	0.0	0.0	0.0	0.0	0.0	0.0	0.0
117.5°	0.0	0.0	0.0	0.0	0.0	0.0	0.0	0.0	0.0	0.0	0.0
120°	0.0	0.0	0.0	0.0	0.0	0.0	0.0	0.0	0.0	0.0	0.0
122.5°	0.0	0.0	0.0	0.0	0.0	0.0	0.0	0.0	0.0	0.0	0.0
125°	0.0	0.0	0.0	0.0	0.0	0.0	0.0	0.0	0.0	0.0	0.0
127.5°	0.0	0.0	0.0	0.0	0.0	0.0	0.0	0.0	0.0	0.0	0.0
130°	0.0	0.0	0.0	0.0	0.0	0.0	0.0	0.0	0.0	0.0	0.0
132.5°	0.0	0.0	0.0	0.0	0.0	0.0	0.0	0.0	0.0	0.0	0.0
135°	0.0	0.0	0.0	0.0	0.0	0.0	0.0	0.0	0.0	0.0	0.0
137.5°	0.0	0.0	0.0	0.0	0.0	0.0	0.0	0.0	0.0	0.0	0.0
140°	0.0	0.0	0.0	0.0	0.0	0.0	0.0	0.0	0.0	0.0	0.0
142.5°	0.0	0.0	0.0	0.0	0.0	0.0	0.0	0.0	0.0	0.0	0.0
145°	0.0	0.0	0.0	0.0	0.0	0.0	0.0	0.0	0.0	0.0	0.0
147.5°	0.0	0.0	0.0	0.0	0.0	0.0	0.0	0.0	0.0	0.0	0.0
150°	0.0	0.0	0.0	0.0	0.0	0.0	0.0	0.0	0.0	0.0	0.0
152.5°	0.0	0.0	0.0	0.0	0.0	0.0	0.0	0.0	0.0	0.0	0.0
155°	0.0	0.0	0.0	0.0	0.0	0.0	0.0	0.0	0.0	0.0	0.0
157.5°	0.0	0.0	0.0	0.0	0.0	0.0	0.0	0.0	0.0	0.0	0.0
160°	0.0	0.0	0.0	0.0	0.0	0.0	0.0	0.0	0.0	0.0	0.0
162.5°	0.0	0.0	0.0	0.0	0.0	0.0	0.0	0.0	0.0	0.0	0.0
165°	0.0	0.0	0.0	0.0	0.0	0.0	0.0	0.0	0.0	0.0	0.0
167.5°	0.0	0.0	0.0	0.0	0.0	0.0	0.0	0.0	0.0	0.0	0.0
170°	0.0	0.0	0.0	0.0	0.0	0.0	0.0	0.0	0.0	0.0	0.0
172.5°	0.0	0.0	0.0	0.0	0.0	0.0	0.0	0.0	0.0	0.0	0.0
175°	0.0	0.0	0.0	0.0	0.0	0.0	0.0	0.0	0.0	0.0	0.0
177.5°	0.0	0.0	0.0	0.0	0.0	0.0	0.0	0.0	0.0	0.0	0.0
180°	0.0	0.0	0.0	0.0	0.0	0.0	0.0	0.0	0.0	0.0	0.0



REPORT NUMBER: P227199

CATALOG NUMBER: ISW-AF-1200-LED-E1-SLL-7030

CANDELA DISTRIBUTION (continued):

	50°	55°	60°	65°	70°	75°	80°	85°	90°	95°	100°
0°	1737.6	1737.6	1737.6	1737.6	1737.6	1737.6	1737.6	1737.6	1737.6	1737.6	1737.6
2.5°	1947.4	1935.9	1943.0	1933.3	1917.3	1906.7	1894.3	1878.4	1859.8	1835.0	1810.2
5°	2059.9	2051.0	2028.9	1997.0	1952.7	1915.6	1871.3	1819.1	1775.7	1719.9	1667.7
7.5°	2069.6	2055.4	2014.7	1955.4	1887.2	1818.2	1766.0	1681.0	1626.1	1537.6	1478.3
10°	1981.1	1982.0	1941.2	1885.5	1814.7	1733.2	1658.0	1565.0	1484.5	1394.2	1295.0
12.5°	1851.0	1863.3	1865.1	1815.5	1746.5	1660.6	1576.5	1488.0	1388.0	1291.5	1200.3
15°	1703.1	1738.5	1741.2	1728.8	1692.5	1619.9	1542.9	1463.2	1361.4	1256.1	1153.4
17.5°	1571.2	1604.9	1635.8	1664.2	1665.9	1631.4	1584.5	1516.3	1414.5	1290.6	1170.2
20°	1471.2	1507.5	1560.6	1612.8	1670.4	1688.1	1691.6	1648.2	1539.4	1388.0	1225.1
22.5°	1429.6	1472.1	1526.1	1624.3	1726.1	1789.0	1824.4	1824.4	1710.2	1533.2	1315.4
25°	1420.7	1455.3	1537.6	1659.7	1796.1	1905.8	1973.1	2018.3	1935.9	1719.9	1426.9
27.5°	1426.9	1473.9	1575.7	1700.5	1843.0	1983.7	2094.4	2173.2	2096.2	1847.4	1530.5
30°	1451.7	1521.7	1627.0	1756.2	1903.2	2051.9	2185.6	2285.6	2228.9	1963.4	1628.8
32.5°	1495.1	1580.1	1699.6	1816.4	1962.5	2123.6	2255.5	2387.4	2345.8	2043.9	1681.0
35°	1559.7	1659.7	1768.6	1886.4	2026.2	2187.3	2328.1	2500.7	2485.6	2144.8	1733.2
37.5°	1664.2	1766.9	1866.9	1967.8	2100.6	2257.3	2432.5	2652.9	2640.5	2294.4	1817.3
40°	1848.3	1908.5	1982.8	2047.5	2172.3	2321.9	2509.5	2778.6	2822.9	2422.8	1891.7
42.5°	2076.7	2112.1	2133.3	2151.0	2214.8	2355.5	2565.3	2862.7	2935.3	2518.4	1949.2
45°	2367.9	2357.3	2314.8	2274.1	2267.0	2375.0	2591.0	2924.7	3023.8	2611.3	2007.6
47.5°	2712.2	2689.2	2573.3	2439.6	2365.3	2410.4	2636.1	3015.9	3132.7	2733.5	2080.2
50°	3109.7	3055.7	2866.3	2640.5	2503.3	2510.4	2750.3	3142.5	3276.1	2892.8	2215.7
52.5°	3477.9	3381.5	3155.7	2857.4	2660.9	2684.8	2955.7	3404.5	3570.0	3156.6	2443.1
55°	3802.8	3678.9	3435.5	3108.8	2930.9	2972.5	3284.1	3751.5	3908.2	3470.9	2673.3
57.5°	4079.0	3947.1	3707.2	3419.5	3198.2	3232.7	3577.1	4073.7	4179.0	3753.2	2893.7
59°	4204.7	4074.6	3853.3	3587.7	3380.6	3453.2	3784.2	4233.9	4279.0	3862.1	2977.8
60°	4265.8	4135.6	3940.9	3681.5	3492.1	3587.7	3894.0	4355.2	4316.2	3878.1	3009.7
62.5°	4261.3	4170.2	4041.8	3864.8	3830.3	3989.6	4250.7	4511.0	4341.9	3832.0	3030.0
65°	3911.7	3903.7	3824.1	3844.4	3988.7	4234.8	4395.0	4536.6	4288.8	3648.8	2931.8
67.5°	3262.8	3295.6	3306.2	3431.0	3768.3	4186.1	4326.9	4354.3	4057.8	3256.6	2626.4
70°	2519.3	2446.7	2566.2	2786.6	3272.6	3810.8	4010.8	3915.2	3585.1	2727.3	2144.8
72.5°	1783.7	1804.9	1976.6	2262.6	2757.4	3315.1	3628.4	3107.0	2697.2	2041.3	1520.8
75°	1342.0	1442.0	1525.2	1775.7	2239.6	2839.7	3098.2	2136.0	1757.1	1407.5	995.0
77.5°	1286.2	1278.2	1214.5	1267.6	1614.6	1989.0	2210.3	1333.1	1100.3	920.6	601.0
80°	1188.8	1120.7	1004.7	953.4	1017.1	1277.3	1403.0	856.9	732.1	643.5	339.0
82.5°	922.4	876.3	754.2	750.6	848.0	907.3	964.9	607.2	550.6	521.4	208.0
85°	585.1	601.0	616.1	751.5	941.0	951.6	750.6	370.0	290.3	409.0	132.8
87.5°	173.5	282.4	342.6	581.6	848.0	850.7	564.8	121.3	108.9	127.5	77.0
90°	0.0	0.0	0.0	0.0	0.0	0.0	0.9	0.0	0.0	0.0	0.0
92.5°	0.0	0.0	0.0	0.0	0.0	0.0	0.0	0.0	0.0	0.0	0.0
95°	0.0	0.0	0.0	0.0	0.0	0.0	0.0	0.0	0.0	0.0	0.0
97.5°	0.0	0.0	0.0	0.0	0.0	0.0	0.0	0.0	0.0	0.0	0.0
100°	0.0	0.0	0.0	0.0	0.0	0.0	0.0	0.0	0.0	0.0	0.0
102.5°	0.0	0.0	0.0	0.0	0.0	0.0	0.0	0.0	0.0	0.0	0.0
105°	0.0	0.0	0.0	0.0	0.0	0.0	0.0	0.0	0.0	0.0	0.0
107.5°	0.0	0.0	0.0	0.0	0.0	0.0	0.0	0.0	0.0	0.0	0.0



REPORT NUMBER: P227199

CATALOG NUMBER: ISW-AF-1200-LED-E1-SLL-7030

CANDELA DISTRIBUTION (continued):

	50°	55°	60°	65°	70°	75°	80°	85°	90°	95°	100°
110°	0.0	0.0	0.0	0.0	0.0	0.0	0.0	0.0	0.0	0.0	0.0
112.5°	0.0	0.0	0.0	0.0	0.0	0.0	0.0	0.0	0.0	0.0	0.0
115°	0.0	0.0	0.0	0.0	0.0	0.0	0.0	0.0	0.0	0.0	0.0
117.5°	0.0	0.0	0.0	0.0	0.0	0.0	0.0	0.0	0.0	0.0	0.0
120°	0.0	0.0	0.0	0.0	0.0	0.0	0.0	0.0	0.0	0.0	0.0
122.5°	0.0	0.0	0.0	0.0	0.0	0.0	0.0	0.0	0.0	0.0	0.0
125°	0.0	0.0	0.0	0.0	0.0	0.0	0.0	0.0	0.0	0.0	0.0
127.5°	0.0	0.0	0.0	0.0	0.0	0.0	0.0	0.0	0.0	0.0	0.0
130°	0.0	0.0	0.0	0.0	0.0	0.0	0.0	0.0	0.0	0.0	0.0
132.5°	0.0	0.0	0.0	0.0	0.0	0.0	0.0	0.0	0.0	0.0	0.0
135°	0.0	0.0	0.0	0.0	0.0	0.0	0.0	0.0	0.0	0.0	0.0
137.5°	0.0	0.0	0.0	0.0	0.0	0.0	0.0	0.0	0.0	0.0	0.0
140°	0.0	0.0	0.0	0.0	0.0	0.0	0.0	0.0	0.0	0.0	0.0
142.5°	0.0	0.0	0.0	0.0	0.0	0.0	0.0	0.0	0.0	0.0	0.0
145°	0.0	0.0	0.0	0.0	0.0	0.0	0.0	0.0	0.0	0.0	0.0
147.5°	0.0	0.0	0.0	0.0	0.0	0.0	0.0	0.0	0.0	0.0	0.0
150°	0.0	0.0	0.0	0.0	0.0	0.0	0.0	0.0	0.0	0.0	0.0
152.5°	0.0	0.0	0.0	0.0	0.0	0.0	0.0	0.0	0.0	0.0	0.0
155°	0.0	0.0	0.0	0.0	0.0	0.0	0.0	0.0	0.0	0.0	0.0
157.5°	0.0	0.0	0.0	0.0	0.0	0.0	0.0	0.0	0.0	0.0	0.0
160°	0.0	0.0	0.0	0.0	0.0	0.0	0.0	0.0	0.0	0.0	0.0
162.5°	0.0	0.0	0.0	0.0	0.0	0.0	0.0	0.0	0.0	0.0	0.0
165°	0.0	0.0	0.0	0.0	0.0	0.0	0.0	0.0	0.0	0.0	0.0
167.5°	0.0	0.0	0.0	0.0	0.0	0.0	0.0	0.0	0.0	0.0	0.0
170°	0.0	0.0	0.0	0.0	0.0	0.0	0.0	0.0	0.0	0.0	0.0
172.5°	0.0	0.0	0.0	0.0	0.0	0.0	0.0	0.0	0.0	0.0	0.0
175°	0.0	0.0	0.0	0.0	0.0	0.0	0.0	0.0	0.0	0.0	0.0
177.5°	0.0	0.0	0.0	0.0	0.0	0.0	0.0	0.0	0.0	0.0	0.0
180°	0.0	0.0	0.0	0.0	0.0	0.0	0.0	0.0	0.0	0.0	0.0



REPORT NUMBER: P227199

CATALOG NUMBER: ISW-AF-1200-LED-E1-SLL-7030

CANDELA DISTRIBUTION (continued):

	105°	110°	115°	120°	125°	130°	135°	140°	145°	150°	155°
0°	1737.6	1737.6	1737.6	1737.6	1737.6	1737.6	1737.6	1737.6	1737.6	1737.6	1737.6
2.5°	1784.6	1781.0	1756.2	1714.6	1718.2	1698.7	1673.9	1634.1	1626.1	1604.0	1600.4
5°	1623.5	1581.8	1527.9	1462.3	1437.6	1403.9	1369.4	1344.6	1313.6	1285.3	1323.4
7.5°	1408.4	1347.3	1284.4	1215.4	1175.5	1120.7	1091.4	1034.8	993.2	985.2	952.5
10°	1228.7	1151.6	1079.9	1018.0	943.6	892.3	855.1	824.1	795.8	761.3	740.0
12.5°	1109.2	1022.4	946.3	869.3	833.9	791.4	768.4	739.1	698.4	669.2	640.9
15°	1055.2	961.3	878.1	810.8	759.5	719.7	678.9	643.5	599.3	566.5	533.8
17.5°	1048.1	925.9	820.6	745.3	689.6	646.2	592.2	545.3	491.3	455.0	427.6
20°	1056.0	899.4	767.5	669.2	612.6	536.4	486.0	428.4	375.3	327.5	284.1
22.5°	1087.9	885.2	715.2	607.2	523.2	436.4	382.4	308.9	263.8	217.8	200.9
25°	1131.3	876.3	670.1	539.1	432.9	347.0	273.5	212.4	192.1	180.6	174.4
27.5°	1177.3	860.4	619.6	476.2	360.3	255.8	204.5	178.8	170.8	164.6	160.2
30°	1211.8	829.4	557.7	409.0	286.8	218.6	182.4	165.5	160.2	153.1	148.7
32.5°	1226.9	781.6	501.9	345.2	241.7	187.7	159.3	149.6	144.3	138.1	135.4
35°	1224.2	727.6	473.6	320.4	221.3	166.4	139.9	133.7	126.6	120.4	114.2
37.5°	1226.9	678.1	451.5	314.2	212.4	150.5	127.5	123.0	117.7	111.5	106.2
40°	1237.5	650.6	440.8	301.0	205.4	144.3	117.7	113.3	112.4	105.3	100.9
42.5°	1241.9	653.3	435.5	282.4	187.7	142.5	117.7	108.0	108.0	102.7	97.4
45°	1236.6	672.8	439.1	271.8	174.4	133.7	123.9	108.0	105.3	100.9	95.6
47.5°	1252.6	686.9	439.1	270.0	165.5	124.8	117.7	118.6	107.1	101.8	93.8
50°	1318.1	700.2	430.2	267.3	162.9	116.0	111.5	116.8	120.4	103.6	94.7
52.5°	1434.0	717.0	420.5	262.9	159.3	108.9	103.6	109.8	123.0	108.9	94.7
55°	1552.6	747.1	414.3	255.8	154.0	104.5	93.8	105.3	112.4	108.0	93.8
57.5°	1679.2	779.9	408.1	239.0	141.6	100.0	90.3	92.1	100.9	104.5	91.2
59°	1717.3	795.8	402.8	226.6	131.0	96.5	87.6	85.0	90.3	100.0	89.4
60°	1744.7	796.7	396.6	216.0	124.8	94.7	85.9	82.3	84.1	102.7	90.3
62.5°	1747.4	795.8	377.1	193.9	112.4	91.2	83.2	78.8	77.0	85.9	92.1
65°	1637.6	758.6	341.7	182.4	113.3	87.6	78.8	75.2	71.7	73.5	79.7
67.5°	1432.3	663.0	304.5	185.0	119.5	85.0	75.2	71.7	69.0	67.3	69.9
70°	1083.5	550.6	293.9	191.2	124.8	83.2	69.9	66.4	64.6	63.7	63.7
72.5°	750.6	453.2	282.4	195.6	129.2	82.3	64.6	61.1	60.2	59.3	59.3
75°	483.3	329.3	233.7	166.4	117.7	75.2	58.4	54.9	54.0	53.1	54.0
77.5°	285.9	230.2	171.7	116.8	85.9	60.2	50.5	47.8	47.8	47.8	48.7
80°	158.5	136.3	114.2	75.2	61.1	45.1	41.6	38.9	38.9	39.8	41.6
82.5°	94.7	75.2	64.6	47.8	41.6	31.9	31.0	29.2	30.1	31.0	32.8
85°	62.0	47.8	38.9	31.9	28.3	20.4	17.7	18.6	19.5	21.2	22.1
87.5°	34.5	26.6	21.2	18.6	16.8	8.9	7.1	7.1	8.9	10.6	12.4
90°	0.0	0.0	0.0	0.0	0.0	0.0	0.0	0.0	0.0	0.0	0.0
92.5°	0.0	0.0	0.0	0.0	0.0	0.0	0.0	0.0	0.0	0.0	0.0
95°	0.0	0.0	0.0	0.0	0.0	0.0	0.0	0.0	0.0	0.0	0.0
97.5°	0.0	0.0	0.0	0.0	0.0	0.0	0.0	0.0	0.0	0.0	0.0
100°	0.0	0.0	0.0	0.0	0.0	0.0	0.0	0.0	0.0	0.0	0.0
102.5°	0.0	0.0	0.0	0.0	0.0	0.0	0.0	0.0	0.0	0.0	0.0
105°	0.0	0.0	0.0	0.0	0.0	0.0	0.0	0.0	0.0	0.0	0.0
107.5°	0.0	0.0	0.0	0.0	0.0	0.0	0.0	0.0	0.0	0.0	0.0



REPORT NUMBER: P227199
 CATALOG NUMBER: ISW-AF-1200-LED-E1-SLL-7030

REPORT N
 CATALOG

CANDELA DISTRIBUTION (continued):

CANDELA

	105°	110°	115°	120°	125°	130°	135°	140°	145°	150°	155°	
110°	0.0	0.0	0.0	0.0	0.0	0.0	0.0	0.0	0.0	0.0	0.0	0°
112.5°	0.0	0.0	0.0	0.0	0.0	0.0	0.0	0.0	0.0	0.0	0.0	2.5°
115°	0.0	0.0	0.0	0.0	0.0	0.0	0.0	0.0	0.0	0.0	0.0	5°
117.5°	0.0	0.0	0.0	0.0	0.0	0.0	0.0	0.0	0.0	0.0	0.0	7.5°
120°	0.0	0.0	0.0	0.0	0.0	0.0	0.0	0.0	0.0	0.0	0.0	10°
122.5°	0.0	0.0	0.0	0.0	0.0	0.0	0.0	0.0	0.0	0.0	0.0	12.5°
125°	0.0	0.0	0.0	0.0	0.0	0.0	0.0	0.0	0.0	0.0	0.0	15°
127.5°	0.0	0.0	0.0	0.0	0.0	0.0	0.0	0.0	0.0	0.0	0.0	17.5°
130°	0.0	0.0	0.0	0.0	0.0	0.0	0.0	0.0	0.0	0.0	0.0	20°
132.5°	0.0	0.0	0.0	0.0	0.0	0.0	0.0	0.0	0.0	0.0	0.0	22.5°
135°	0.0	0.0	0.0	0.0	0.0	0.0	0.0	0.0	0.0	0.0	0.0	25°
137.5°	0.0	0.0	0.0	0.0	0.0	0.0	0.0	0.0	0.0	0.0	0.0	27.5°
140°	0.0	0.0	0.0	0.0	0.0	0.0	0.0	0.0	0.0	0.0	0.0	30°
142.5°	0.0	0.0	0.0	0.0	0.0	0.0	0.0	0.0	0.0	0.0	0.0	32.5°
145°	0.0	0.0	0.0	0.0	0.0	0.0	0.0	0.0	0.0	0.0	0.0	35°
147.5°	0.0	0.0	0.0	0.0	0.0	0.0	0.0	0.0	0.0	0.0	0.0	37.5°
150°	0.0	0.0	0.0	0.0	0.0	0.0	0.0	0.0	0.0	0.0	0.0	40°
152.5°	0.0	0.0	0.0	0.0	0.0	0.0	0.0	0.0	0.0	0.0	0.0	42.5°
155°	0.0	0.0	0.0	0.0	0.0	0.0	0.0	0.0	0.0	0.0	0.0	45°
157.5°	0.0	0.0	0.0	0.0	0.0	0.0	0.0	0.0	0.0	0.0	0.0	47.5°
160°	0.0	0.0	0.0	0.0	0.0	0.0	0.0	0.0	0.0	0.0	0.0	50°
162.5°	0.0	0.0	0.0	0.0	0.0	0.0	0.0	0.0	0.0	0.0	0.0	52.5°
165°	0.0	0.0	0.0	0.0	0.0	0.0	0.0	0.0	0.0	0.0	0.0	55°
167.5°	0.0	0.0	0.0	0.0	0.0	0.0	0.0	0.0	0.0	0.0	0.0	57.5°
170°	0.0	0.0	0.0	0.0	0.0	0.0	0.0	0.0	0.0	0.0	0.0	59°
172.5°	0.0	0.0	0.0	0.0	0.0	0.0	0.0	0.0	0.0	0.0	0.0	60°
175°	0.0	0.0	0.0	0.0	0.0	0.0	0.0	0.0	0.0	0.0	0.0	62.5°
177.5°	0.0	0.0	0.0	0.0	0.0	0.0	0.0	0.0	0.0	0.0	0.0	65°
180°	0.0	0.0	0.0	0.0	0.0	0.0	0.0	0.0	0.0	0.0	0.0	67.5°
												70°
												72.5°
												75°
												77.5°
												80°
												82.5°
												85°
												87.5°
												90°
												92.5°
												95°
												97.5°
												100°
												102.5°
												105°
												107.5°

'227199
 ISW-AF-1200-LED-E1-SLL-7030

REPORT NUMBER: P227199
 CATALOG NUMBER: ISW-AF-1:

TION (continued):

CANDELA DISTRIBUTION (con

165°	170°	175°	180°	185°	190°	195°	200°	205°	210°		215°	220°
0.0	0.0	0.0	0.0	0.0	0.0	0.0	0.0	0.0	0.0	0°	1737.6	1737.6
0.0	0.0	0.0	0.0	0.0	0.0	0.0	0.0	0.0	0.0	2.5°	1505.7	1504.8
0.0	0.0	0.0	0.0	0.0	0.0	0.0	0.0	0.0	0.0	5°	1235.7	1227.8
0.0	0.0	0.0	0.0	0.0	0.0	0.0	0.0	0.0	0.0	7.5°	957.8	987.0
0.0	0.0	0.0	0.0	0.0	0.0	0.0	0.0	0.0	0.0	10°	690.5	710.8
0.0	0.0	0.0	0.0	0.0	0.0	0.0	0.0	0.0	0.0	12.5°	480.7	491.3
0.0	0.0	0.0	0.0	0.0	0.0	0.0	0.0	0.0	0.0	15°	331.1	352.3
0.0	0.0	0.0	0.0	0.0	0.0	0.0	0.0	0.0	0.0	17.5°	257.6	260.2
0.0	0.0	0.0	0.0	0.0	0.0	0.0	0.0	0.0	0.0	20°	212.4	214.2
0.0	0.0	0.0	0.0	0.0	0.0	0.0	0.0	0.0	0.0	22.5°	188.5	192.1
0.0	0.0	0.0	0.0	0.0	0.0	0.0	0.0	0.0	0.0	25°	158.5	162.0
0.0	0.0	0.0	0.0	0.0	0.0	0.0	0.0	0.0	0.0	27.5°	139.9	143.4
0.0	0.0	0.0	0.0	0.0	0.0	0.0	0.0	0.0	0.0	30°	128.4	130.1
0.0	0.0	0.0	0.0	0.0	0.0	0.0	0.0	0.0	0.0	32.5°	116.8	116.8
0.0	0.0	0.0	0.0	0.0	0.0	0.0	0.0	0.0	0.0	35°	107.1	108.0
0.0	0.0	0.0	0.0	0.0	0.0	0.0	0.0	0.0	0.0	37.5°	100.0	101.8
0.0	0.0	0.0	0.0	0.0	0.0	0.0	0.0	0.0	0.0	40°	93.8	94.7
0.0	0.0	0.0	0.0	0.0	0.0	0.0	0.0	0.0	0.0	42.5°	85.0	86.7
0.0	0.0	0.0	0.0	0.0	0.0	0.0	0.0	0.0	0.0	45°	77.0	77.9
0.0	0.0	0.0	0.0	0.0	0.0	0.0	0.0	0.0	0.0	47.5°	71.7	71.7
0.0	0.0	0.0	0.0	0.0	0.0	0.0	0.0	0.0	0.0	50°	68.2	69.0
0.0	0.0	0.0	0.0	0.0	0.0	0.0	0.0	0.0	0.0	52.5°	66.4	67.3
0.0	0.0	0.0	0.0	0.0	0.0	0.0	0.0	0.0	0.0	55°	65.5	67.3
0.0	0.0	0.0	0.0	0.0	0.0	0.0	0.0	0.0	0.0	57.5°	65.5	66.4
0.0	0.0	0.0	0.0	0.0	0.0	0.0	0.0	0.0	0.0	59°	64.6	65.5
0.0	0.0	0.0	0.0	0.0	0.0	0.0	0.0	0.0	0.0	60°	64.6	66.4
0.0	0.0	0.0	0.0	0.0	0.0	0.0	0.0	0.0	0.0	62.5°	62.0	63.7
0.0	0.0	0.0	0.0	0.0	0.0	0.0	0.0	0.0	0.0	65°	60.2	62.0
0.0	0.0	0.0	0.0	0.0	0.0	0.0	0.0	0.0	0.0	67.5°	57.5	60.2
										70°	54.9	57.5
										72.5°	51.3	54.9
										75°	47.8	50.5
										77.5°	43.4	46.0
										80°	38.1	38.9
										82.5°	31.9	31.9
										85°	23.9	21.2
										87.5°	13.3	14.2
										90°	0.0	0.0
										92.5°	0.0	0.0
										95°	0.0	0.0
										97.5°	0.0	0.0
										100°	0.0	0.0
										102.5°	0.0	0.0
										105°	0.0	0.0
										107.5°	0.0	0.0



REPORT NUMBER: P227199

CATALOG NUMBER: ISW-AF-1200-LED-E1-SLL-703C

1-SLL-7030

CANDELA DISTRIBUTION (continued):

230°	235°	240°	245°	250°	255°	260°	265°		270°	275°	280°	285°
0.0	0.0	0.0	0.0	0.0	0.0	0.0	0.0	0°	1737.6	1737.6	1737.6	1737.6
0.0	0.0	0.0	0.0	0.0	0.0	0.0	0.0	2.5°	1492.4	1525.2	1529.6	1534.0
0.0	0.0	0.0	0.0	0.0	0.0	0.0	0.0	5°	1226.9	1259.6	1241.0	1249.0
0.0	0.0	0.0	0.0	0.0	0.0	0.0	0.0	7.5°	895.8	874.6	902.0	918.8
0.0	0.0	0.0	0.0	0.0	0.0	0.0	0.0	10°	654.2	678.9	689.6	709.0
0.0	0.0	0.0	0.0	0.0	0.0	0.0	0.0	12.5°	542.6	558.6	578.0	609.0
0.0	0.0	0.0	0.0	0.0	0.0	0.0	0.0	15°	439.9	451.5	476.2	506.3
0.0	0.0	0.0	0.0	0.0	0.0	0.0	0.0	17.5°	320.4	337.3	353.2	378.0
0.0	0.0	0.0	0.0	0.0	0.0	0.0	0.0	20°	215.1	222.2	241.7	253.2
0.0	0.0	0.0	0.0	0.0	0.0	0.0	0.0	22.5°	172.6	175.3	178.8	188.5
0.0	0.0	0.0	0.0	0.0	0.0	0.0	0.0	25°	154.9	156.7	159.3	162.9
0.0	0.0	0.0	0.0	0.0	0.0	0.0	0.0	27.5°	140.7	141.6	144.3	146.1
0.0	0.0	0.0	0.0	0.0	0.0	0.0	0.0	30°	128.4	127.5	128.4	131.0
0.0	0.0	0.0	0.0	0.0	0.0	0.0	0.0	32.5°	115.1	115.1	116.8	116.8
0.0	0.0	0.0	0.0	0.0	0.0	0.0	0.0	35°	99.1	98.3	100.0	102.7
0.0	0.0	0.0	0.0	0.0	0.0	0.0	0.0	37.5°	91.2	92.1	93.8	95.6
0.0	0.0	0.0	0.0	0.0	0.0	0.0	0.0	40°	86.7	87.6	89.4	91.2
0.0	0.0	0.0	0.0	0.0	0.0	0.0	0.0	42.5°	82.3	84.1	85.9	88.5
0.0	0.0	0.0	0.0	0.0	0.0	0.0	0.0	45°	79.7	81.4	84.1	86.7
0.0	0.0	0.0	0.0	0.0	0.0	0.0	0.0	47.5°	78.8	80.6	83.2	86.7
0.0	0.0	0.0	0.0	0.0	0.0	0.0	0.0	50°	77.0	79.7	82.3	85.9
0.0	0.0	0.0	0.0	0.0	0.0	0.0	0.0	52.5°	77.0	78.8	81.4	85.9
0.0	0.0	0.0	0.0	0.0	0.0	0.0	0.0	55°	74.4	77.0	79.7	84.1
0.0	0.0	0.0	0.0	0.0	0.0	0.0	0.0	57.5°	72.6	74.4	77.9	83.2
0.0	0.0	0.0	0.0	0.0	0.0	0.0	0.0	59°	71.7	73.5	77.0	82.3
0.0	0.0	0.0	0.0	0.0	0.0	0.0	0.0	60°	69.9	72.6	76.1	81.4
0.0	0.0	0.0	0.0	0.0	0.0	0.0	0.0	62.5°	68.2	70.8	74.4	79.7
0.0	0.0	0.0	0.0	0.0	0.0	0.0	0.0	65°	65.5	69.0	72.6	76.1
0.0	0.0	0.0	0.0	0.0	0.0	0.0	0.0	67.5°	63.7	65.5	69.0	72.6
								70°	60.2	62.0	64.6	67.3
								72.5°	55.8	56.7	58.4	61.1
								75°	49.6	50.5	51.3	54.0
								77.5°	43.4	43.4	44.3	47.8
								80°	36.3	36.3	37.2	38.9
								82.5°	27.4	27.4	29.2	31.9
								85°	19.5	18.6	21.2	23.0
								87.5°	11.5	10.6	11.5	11.5
								90°	0.9	2.7	1.8	1.8
								92.5°	0.0	0.0	0.0	0.0
								95°	0.0	0.0	0.0	0.0
								97.5°	0.0	0.0	0.0	0.0
								100°	0.0	0.0	0.0	0.0
								102.5°	0.0	0.0	0.0	0.0
								105°	0.0	0.0	0.0	0.0
								107.5°	0.0	0.0	0.0	0.0



REPORT NUMBER: P227199

CATALOG NUMBER: ISW-AF-1200-LED-E1-SLL-7030

CANDELA DISTRIBUTION (continued):

295°	300°	305°	310°	315°	320°		325°	330°	335°	340°	345°	350°
0.0	0.0	0.0	0.0	0.0	0.0	0°	1737.6	1737.6	1737.6	1737.6	1737.6	1737.6
0.0	0.0	0.0	0.0	0.0	0.0	2.5°	1635.8	1658.9	1695.2	1702.2	1731.4	1751.8
0.0	0.0	0.0	0.0	0.0	0.0	5°	1386.2	1441.1	1460.6	1498.6	1565.0	1598.7
0.0	0.0	0.0	0.0	0.0	0.0	7.5°	1143.7	1185.3	1232.2	1293.3	1342.0	1399.5
0.0	0.0	0.0	0.0	0.0	0.0	10°	941.0	1000.3	1061.4	1110.9	1179.1	1248.1
0.0	0.0	0.0	0.0	0.0	0.0	12.5°	835.6	868.4	928.6	998.5	1083.5	1160.5
0.0	0.0	0.0	0.0	0.0	0.0	15°	780.7	819.7	884.3	958.7	1049.0	1144.6
0.0	0.0	0.0	0.0	0.0	0.0	17.5°	712.6	774.5	848.0	954.2	1071.1	1203.9
0.0	0.0	0.0	0.0	0.0	0.0	20°	645.3	720.6	817.0	956.9	1118.9	1291.5
0.0	0.0	0.0	0.0	0.0	0.0	22.5°	586.0	675.4	797.6	972.8	1180.0	1410.1
0.0	0.0	0.0	0.0	0.0	0.0	25°	516.1	635.6	782.5	1005.6	1273.8	1569.5
0.0	0.0	0.0	0.0	0.0	0.0	27.5°	460.3	597.5	760.4	1033.9	1359.7	1722.6
0.0	0.0	0.0	0.0	0.0	0.0	30°	398.3	553.2	729.4	1043.6	1464.1	1848.3
0.0	0.0	0.0	0.0	0.0	0.0	32.5°	348.8	511.6	694.0	1034.8	1511.0	1935.9
0.0	0.0	0.0	0.0	0.0	0.0	35°	324.9	481.5	663.9	1003.8	1550.0	2030.6
0.0	0.0	0.0	0.0	0.0	0.0	37.5°	308.9	448.8	634.7	952.5	1594.2	2124.5
0.0	0.0	0.0	0.0	0.0	0.0	40°	288.6	423.1	610.8	915.3	1628.8	2202.4
0.0	0.0	0.0	0.0	0.0	0.0	42.5°	270.0	400.1	592.2	882.5	1637.6	2272.3
0.0	0.0	0.0	0.0	0.0	0.0	45°	254.1	385.9	578.0	884.3	1643.8	2369.7
0.0	0.0	0.0	0.0	0.0	0.0	47.5°	241.7	372.7	572.7	914.4	1709.3	2505.1
0.0	0.0	0.0	0.0	0.0	0.0	50°	230.2	361.2	563.9	972.8	1814.7	2688.3
0.0	0.0	0.0	0.0	0.0	0.0	52.5°	216.9	345.2	552.4	1033.0	1929.7	2933.5
0.0	0.0	0.0	0.0	0.0	0.0	55°	199.2	324.0	540.0	1083.5	2086.4	3231.9
0.0	0.0	0.0	0.0	0.0	0.0	57.5°	171.7	299.2	532.0	1109.2	2182.9	3403.6
0.0	0.0	0.0	0.0	0.0	0.0	59°	157.6	275.3	527.6	1096.8	2208.6	3432.8
0.0	0.0	0.0	0.0	0.0	0.0	60°	149.6	261.1	520.5	1081.7	2215.7	3414.2
0.0	0.0	0.0	0.0	0.0	0.0	62.5°	139.0	227.5	491.3	1006.5	2116.5	3189.4
0.0	0.0	0.0	0.0	0.0	0.0	65°	141.6	215.1	424.9	856.9	1889.0	2750.3
0.0	0.0	0.0	0.0	0.0	0.0	67.5°	145.2	209.8	367.4	692.2	1505.7	2275.8
						70°	142.5	207.1	333.7	550.6	1127.7	1704.0
						72.5°	139.0	195.6	289.5	442.6	715.2	1193.2
						75°	123.0	164.6	227.5	303.6	451.5	869.3
						77.5°	96.5	126.6	161.1	188.5	229.3	613.4
						80°	70.8	92.1	105.3	113.3	127.5	418.7
						82.5°	50.5	62.0	67.3	71.7	85.0	313.4
						85°	38.1	43.4	46.9	46.9	57.5	221.3
						87.5°	21.2	22.1	22.1	23.9	28.3	60.2
						90°	6.2	6.2	5.3	6.2	4.4	3.5
						92.5°	0.0	0.0	0.0	0.0	0.0	0.0
						95°	0.0	0.0	0.0	0.0	0.0	0.0
						97.5°	0.0	0.0	0.0	0.0	0.0	0.0
						100°	0.0	0.0	0.0	0.0	0.0	0.0
						102.5°	0.0	0.0	0.0	0.0	0.0	0.0
						105°	0.0	0.0	0.0	0.0	0.0	0.0
						107.5°	0.0	0.0	0.0	0.0	0.0	0.0



REPORT NUMBER: P227199

CATALOG NUMBER: ISW-AF-1200-LED-E1-SLL-7030

CANDELA DISTRIBUTION (continued):

355°	359°	360°		325°	330°	335°	340°	345°	350°	355°
1737.6	1737.6	1737.6	110°	0.0	0.0	0.0	0.0	0.0	0.0	0.0
1774.8	1788.1	1798.7	112.5°	0.0	0.0	0.0	0.0	0.0	0.0	0.0
1650.0	1682.8	1689.0	115°	0.0	0.0	0.0	0.0	0.0	0.0	0.0
1463.2	1516.3	1534.9	117.5°	0.0	0.0	0.0	0.0	0.0	0.0	0.0
1326.0	1383.6	1403.0	120°	0.0	0.0	0.0	0.0	0.0	0.0	0.0
1250.8	1318.1	1339.3	122.5°	0.0	0.0	0.0	0.0	0.0	0.0	0.0
1252.6	1333.1	1364.1	125°	0.0	0.0	0.0	0.0	0.0	0.0	0.0
1334.0	1426.1	1464.1	127.5°	0.0	0.0	0.0	0.0	0.0	0.0	0.0
1473.9	1607.5	1635.8	130°	0.0	0.0	0.0	0.0	0.0	0.0	0.0
1663.3	1794.3	1836.8	132.5°	0.0	0.0	0.0	0.0	0.0	0.0	0.0
1841.2	2014.7	2047.5	135°	0.0	0.0	0.0	0.0	0.0	0.0	0.0
2016.5	2188.2	2217.4	137.5°	0.0	0.0	0.0	0.0	0.0	0.0	0.0
2151.9	2331.6	2356.4	140°	0.0	0.0	0.0	0.0	0.0	0.0	0.0
2282.0	2484.8	2512.2	142.5°	0.0	0.0	0.0	0.0	0.0	0.0	0.0
2427.2	2651.2	2683.0	145°	0.0	0.0	0.0	0.0	0.0	0.0	0.0
2558.2	2814.9	2835.3	147.5°	0.0	0.0	0.0	0.0	0.0	0.0	0.0
2703.4	2948.6	2953.9	150°	0.0	0.0	0.0	0.0	0.0	0.0	0.0
2822.0	3047.7	3049.5	152.5°	0.0	0.0	0.0	0.0	0.0	0.0	0.0
2937.1	3140.7	3141.6	155°	0.0	0.0	0.0	0.0	0.0	0.0	0.0
3057.5	3242.5	3229.2	157.5°	0.0	0.0	0.0	0.0	0.0	0.0	0.0
3247.8	3362.9	3376.1	160°	0.0	0.0	0.0	0.0	0.0	0.0	0.0
3537.3	3639.9	3655.0	162.5°	0.0	0.0	0.0	0.0	0.0	0.0	0.0
3873.6	4016.1	3995.8	165°	0.0	0.0	0.0	0.0	0.0	0.0	0.0
4016.1	4179.0	4195.8	167.5°	0.0	0.0	0.0	0.0	0.0	0.0	0.0
3992.2	4214.4	4242.8	170°	0.0	0.0	0.0	0.0	0.0	0.0	0.0
3954.2	4203.8	4238.3	172.5°	0.0	0.0	0.0	0.0	0.0	0.0	0.0
3738.2	4093.2	4147.2	175°	0.0	0.0	0.0	0.0	0.0	0.0	0.0
3375.3	3863.9	3940.0	177.5°	0.0	0.0	0.0	0.0	0.0	0.0	0.0
2908.8	3521.3	3582.4	180°	0.0	0.0	0.0	0.0	0.0	0.0	0.0
2269.6	2861.8	2914.1								
1508.4	1965.1	2055.4								
958.7	1267.6	1250.8								
707.3	824.1	825.0								
513.4	565.6	559.4								
397.5	345.2	344.3								
139.0	122.2	119.5								
60.2	50.5	51.3								
2.7	2.7	3.5								
0.0	0.0	0.0								
0.0	0.0	0.0								
0.0	0.0	0.0								
0.0	0.0	0.0								
0.0	0.0	0.0								
0.0	0.0	0.0								
0.0	0.0	0.0								
0.0	0.0	0.0								

